

The neoV endovascular

Surgical power
was never so small

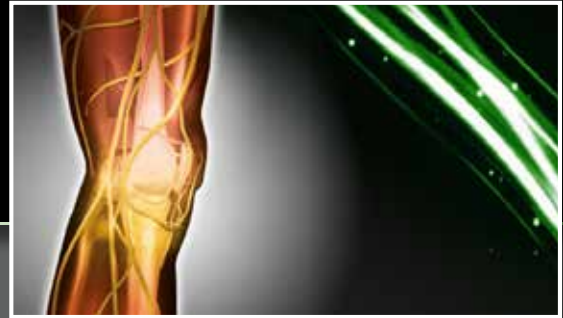


The neoV1470 surgical laser – the smallest, lightest weight, and most portable laser system of its power class.



DESIGNED FOR SURGERY

> The neoV Laser
The World's Smallest 1470nm Endovascular Laser



neoLaser, a family owned company, was founded in Israel, both a cradle of innovation and a place with decades of in-depth industry leadership in medical laser technology.

The neoLaser team, with over 20 years of combined medical laser industry experience, and having brought to successful launch pioneering laser technology, is now embarking on a new and exciting path of innovation.

neoLaser is proud to launch the neoV laser platform, with its groundbreaking design. With the ultimate commitment to innovative design, detail oriented craftsmanship, and top-notch quality, neoLaser and its products will stand apart from the industry. We are here to serve your surgical needs and to work with you to develop the optimal and best designed laser based surgical solutions for your practice. We welcome your business.

Gil Shapira, Founder President & CEO

Good things come in small packages and the neoV Laser is no exception. This small, portable, superbly designed unit delivers a powerful laser beam for your endovascular applications.

The neoV 1470 – World class design, performance and value.



KEY FEATURES

- 1470 wavelength
- 12 Watts at 1470nm from Laser Head
- Support of 400u or 600u fibers
- Small and lightweight

EASE OF USE

- Large high-brightness color touch screen
- Intuitive user interface
- Plug and play fiber connection
- Rapid setup with surgeon presets

ACCESSORY SETS

- CORONA 360 and CORONA 360 Slim fibers
- CORONA 360 Introduction Kit

UNIQUE VALUE

- Enhanced safety features
- High reliability and low maintenance
- Portability
- Standard power connection

Varicose Veins

Varicose veins involve swollen, twisted, and often painful veins, due to dysfunctional valves, allowing blood to collect abnormally in the vein.



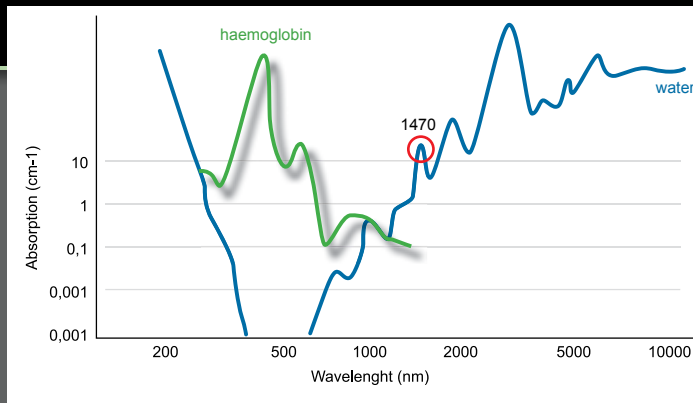
The disease has significant prevalence in the general population. Up to 55% of women and 45% of men suffer from venous disease.

Of these up to 25% of women and 15% of men will have visible varicose veins. Surgical treatment methods include open surgery, stripping, and minimally invasive techniques.

Endovenous Laser Ablation (ELA) provides the optimal tool for vein treatment in a minimally invasive method with reduced complication rates and high efficacy. Major studies have demonstrated speedier recovery and fewer complications using minimally invasive treatment techniques.

The recent introduction of 1470nm energy, with higher absorption in water, and as a result, less collateral thermal damage has improved the technique further, enabling safe, rapid, and precise use of energy to coagulate the vessel with minimal impact on neighboring structures.

Your Choice of Wavelength The Optimal Energy – 1470nm



Laser interaction with tissue depends on the wavelength of choice. The neoV 1470 diode laser offers a novel wavelength with superior performance for ablation of diseased veins – 1470 nm. In contrast to previous generations of laser therapy with deep tissue penetration, the 1470nm wavelength is highly absorbed by water in tissue. As a result heat generation is highly localized and application is safe and precise

Optimal Energy Delivery Fibers

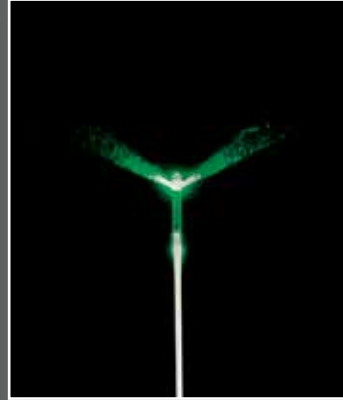
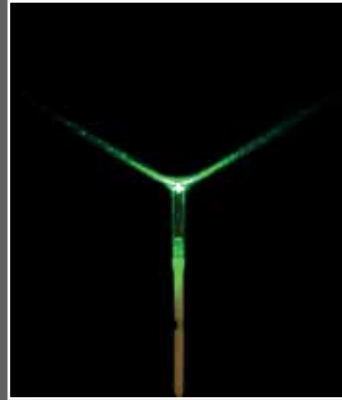
We offer 2 different versions of fibers:



Corona 360



Corona 360 Slim



Optimal wavelength is coupled with optimal energy delivery when using our Corona 360 regular and slim optical fibers - the highest quality circular emission fibers.

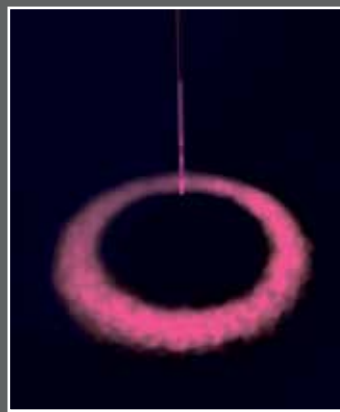
All fibers are provided with full procedural kits with the latest advances in endovascular technology.

> Corona 360 Technology



neoLaser's Corona 360 fiber technology provides you with the efficiency of circular emission, ensuring deposition of energy directly on the vessel wall.

By aiming light at 60 degrees relative to the fiber axis, coagulation is guaranteed during pullback of the fiber.



The tip of the fiber is comprised of an extra smooth glass capillary, directly connected to a marked smooth jacket, allowing easy direct insertion into the vein.

The fiber utilizes a simple procedure kit with a short introducer, reducing steps and procedure time.

Key Benefits:

- Circular emission technology
- Improved angle of emission
- Reduced number of procedural steps
- Very safe and smooth insertion

 Safe and Homogeneous Energy Deposition

The neoV laser provides the user with a synchronization signal which relates to the desired dosage, specified in J per cm, enabling the user to carefully and safely match pullback speed to the desired LEED dosage. The neoV laser comes equipped with predefined LEED programs and may be easily programmed by the user for specific dosages and pullback speeds which may relate to vein diameter and the type of energy used.

This unique feature provides for safe and homogeneous deposition of energy along the vein wall.

Key Advantages

- Easy to use synchronization audio signal for pullback speed
- Up to 99 dosage presets can be defined
- Safe and homogenous energy deposition



> Procedural Kits



The CORONA 360 fiber is offered with a state of the introduction kit for endovascular procedure.

The 6FR introduction kit includes a special needle, visible under ultrasound, a J terminated guide wire, an introducer and a dilator to ensure smooth and non traumatic entry into the blood vessel.

The introducer is compatible with both CORONA 360 and CORONA 360 Slim and matches the CORONA fiber markings for safety and efficacy of the procedure.



> The Endovenous Laser Ablation Procedure

The ELA procedure utilizes ultrasound guidance and tumescent anesthesia to enable treatment.

A puncture is performed allowing percutaneous entry and access up to the saphena-femoral junction. A guide wire, visible under ultrasound, is advanced to the treatment area, followed by the introducer. The guide wire is removed and replaced with the optical fiber for energy delivery.

Energy is delivered while pulling back the fiber and introducer enabling deposition of energy along the entire length of the vein.

The ease of use and minimally invasive nature of the apparatus allows rapid completion of the treatment; patients can return to normal activities immediately post treatment.

Enabling rapid treatment with optimal setup and portability, the neoV laser system will provide fast return on investment, allowing you to expand your practice.

Key Advantages

- Ease-of-use, surgeon presets
- Touch screen control
- Complete procedural kit
- High reliability, no maintenance
- Portable system for multiple location usage
- Rapid return on investment

> Optimal Portability

The neoV laser is unique. It is the smallest system of its performance class with a footprint of only 22cmX22cm and a weight of only 3.5Kg.

Equipped with a custom made suitcase for easy and safe transportation between treatment sites, the system offers unparalleled flexibility.

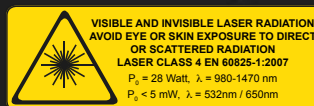
From the moment you enter the room, the system can be powered on and ready to fire within less than 2 minutes.

Such unmatched performance will help you increase your practice and revenue base, making the neoV the optimal investment for your business.



< 2 min Setup / Unparalleled portability

DESIGNED FOR SURGERY



neoV 1470 Specification	
Laser Wavelength	1,470 nm
Display / Control	Color Touch-Screen
Output Power (Laser)	12 W
Aiming Beam	650 nm, adjustable
Fiber Connection	Proprietary
Operating Modes	CW, Pulsed
Power Requirements	19 VDC, 4.7 A
Dimensions (HxWxD)	10x22x22 (cm)
Weight (without case)	3.5 Kg